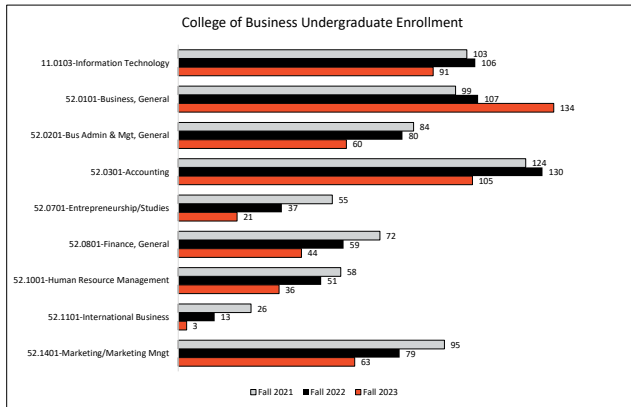
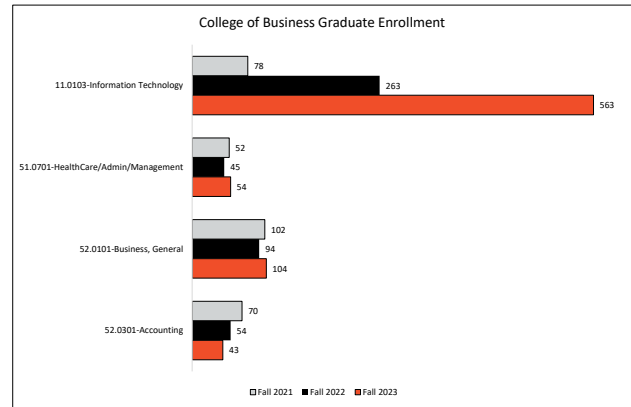


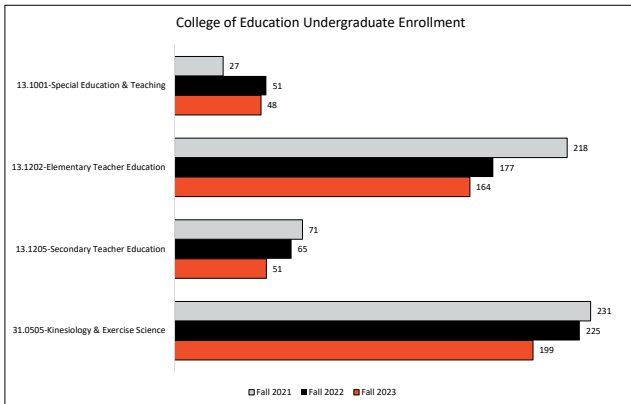
Auburn University at Montgomery Three Year Trend
Fall 2021-Fall 2023
Fall Enrollment by College, Level, and CIP Code



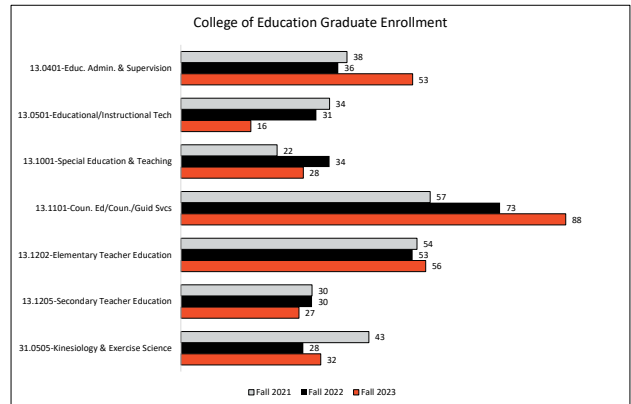
College of Business Undergraduate Enrollment				
CIP Code and Description	Fall 2021	Fall 2022	Fall 2023	
11.0103-Information Technology	103	106	91	
52.0101-Business, General	99	107	134	
52.0201-Bus Admin & Mgt, General	84	80	60	
52.0301-Accounting	124	130	105	
52.0701-Entrepreneurship/Studies	55	37	21	
52.0801-Finance, General	72	59	44	
52.1001-Human Resource Management	58	51	36	
52.1101-International Business	26	13	3	
52.1401-Marketing/Marketing Mngt	95	79	63	
College Totals	716	662	557	



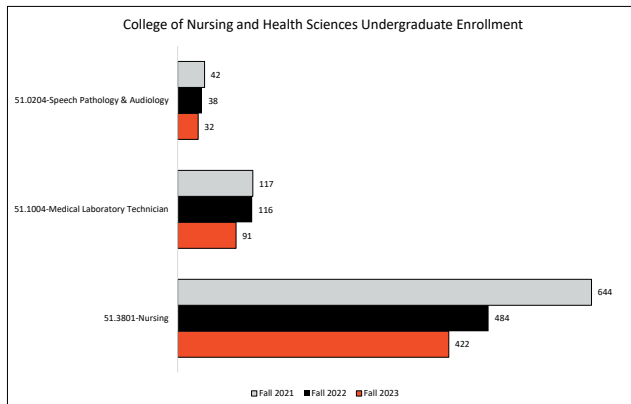
College of Business Graduate Enrollment				
CIP Code and Description	Fall 2021	Fall 2022	Fall 2023	
11.0103-Information Technology	78	263	563	
51.0701-HealthCare/Admin/Management	52	45	54	
52.0101-Business, General	102	94	104	
52.0301-Accounting	70	54	43	
College Totals	302	114	764	



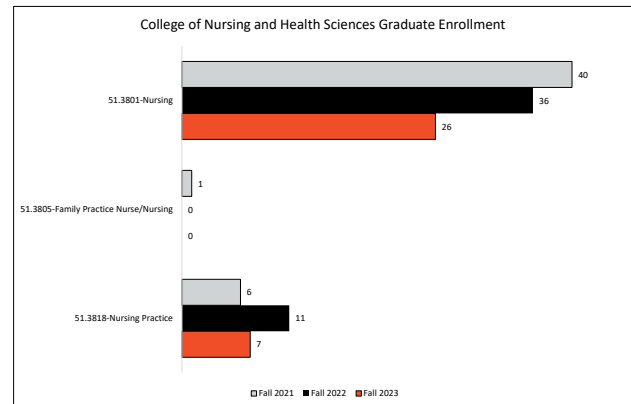
College of Education Undergraduate Enrollment				
CIP Code and Description	Fall 2021	Fall 2022	Fall 2023	
13.1001-Special Education & Teaching	27	51	48	
13.1202-Elementary Teacher Education	218	177	164	
13.1205-Secondary Teacher Education	71	65	51	
31.0505-Kinesiology & Exercise Science	231	225	199	
College Totals	547	518	462	



College of Education Graduate Enrollment				
CIP Code and Description	Fall 2021	Fall 2022	Fall 2023	
13.0401-Educ. Admin. & Supervision	38	36	53	
13.0501-Educational/Instructional Tech	34	31	16	
13.1001-Special Education & Teaching	22	34	28	
13.1101-Coun. Ed/Coun./Guid Svcs	57	73	88	
13.1202-Elementary Teacher Education	54	53	56	
13.1205-Secondary Teacher Education	30	30	27	
31.0505-Kinesiology & Exercise Science	43	28	32	
College Totals	278	285	300	



College of Nursing and Health Sciences Undergraduate Enrollment				
CIP Code and Description	Fall 2021	Fall 2022	Fall 2023	
51.0204-Speech Pathology & Audiology	42	38	32	
51.1004-Medical Laboratory Technician	117	116	91	
51.3801-Nursing	644	484	422	
College Totals	803	638	545	

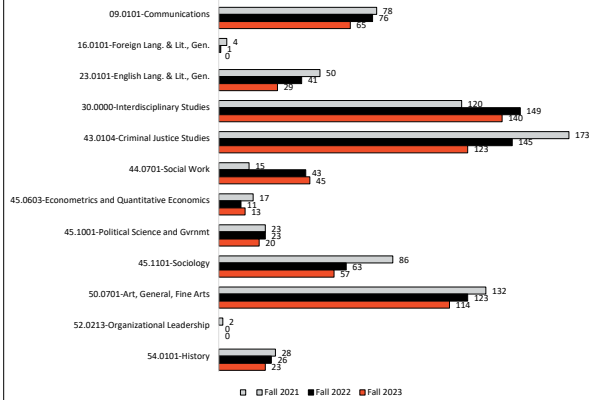


College of Nursing and Health Sciences Graduate Enrollment				
CIP Code and Description	Fall 2021	Fall 2022	Fall 2023	
51.3801-Nursing	40	36	26	
51.3805-Family Practice Nurse/Nursing	1	0	0	
51.3818-Nursing Practice	6	11	7	
College Totals	47	47	33	



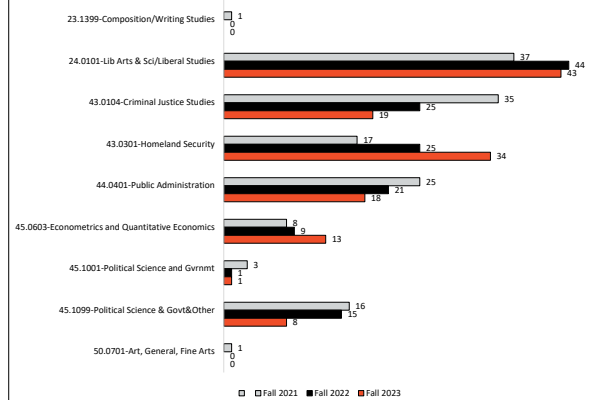
**Auburn University at Montgomery Three Year Trend
Fall 2021-Fall 2023
Fall Enrollment by College, Level, and CIP Code**

College of Liberal Arts and Social Sciences Undergraduate Enrollment



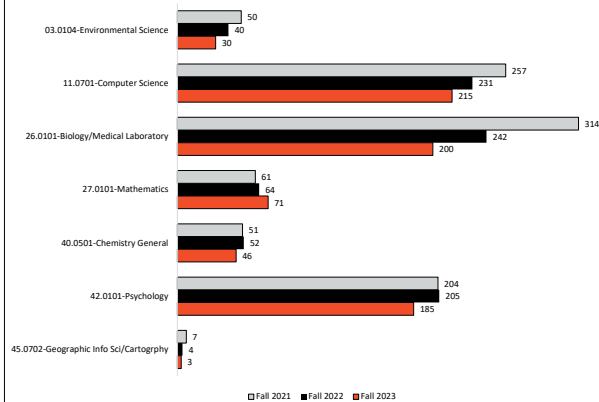
College of Liberal Arts and Social Sciences Undergraduate Enrollment			
CIP Code and Description	Fall 2021	Fall 2022	Fall 2023
09.0101-Communications	78	76	65
16.0101-Foreign Lang. & Lit., Gen.	4	1	0
23.0101-English Lang. & Lit., Gen.	50	41	29
30.0000-Interdisciplinary Studies	120	149	140
43.0104-Criminal Justice Studies	173	145	123
44.0701-Social Work	15	43	11
45.0603-Econometrics and Quantitative Economics	17	11	13
45.1001-Political Science and Gvrnmt	23	23	20
45.1101-Sociology	86	63	57
50.0701-Art, General, Fine Arts	132	123	114
52.0213-Organizational Leadership	2	0	0
54.0101-History	28	26	23
College Totals	728	701	629

College of Liberal Arts and Social Sciences Graduate Enrollment



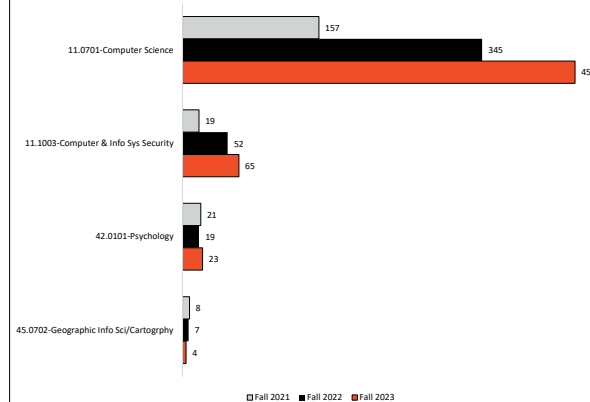
College of Liberal Arts and Social Sciences Graduate Enrollment			
CIP Code and Description	Fall 2021	Fall 2022	Fall 2023
23.1399-Composition/Writing Studies	1	0	0
24.0101-Lib Arts & Sci/Liberal Studies	37	44	43
43.0104-Criminal Justice Studies	35	25	19
43.0301-Homeland Security	17	25	34
44.0401-Public Administration	25	21	18
45.0603-Econometrics and Quantitative Economics	8	9	13
45.1001-Political Science and Gvrnmt	3	1	1
45.1099-Political Science & Govt&Other	16	15	8
50.0701-Art, General, Fine Arts	1	0	0
College Totals	143	140	136

College of Sciences Undergraduate Enrollment



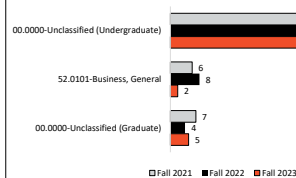
College of Sciences Undergraduate Enrollment			
CIP Code and Description	Fall 2021	Fall 2022	Fall 2023
03.0104-Environmental Science	50	40	30
11.0701-Computer Science	257	231	215
26.0101-Biology/Medical Laboratory	314	242	200
27.0101-Mathematics	61	64	71
40.0501-Chemistry General	51	52	46
42.0101-Psychology	204	205	185
45.0702-Geographic Info Sci/Cartography	7	4	3
College Totals	944	838	750

College of Sciences Graduate Enrollment



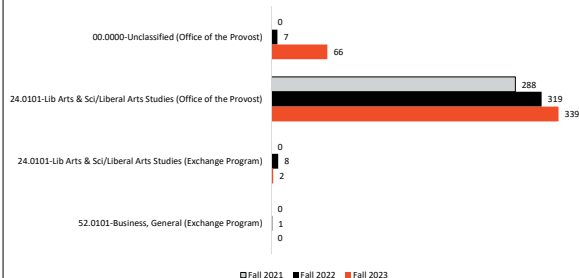
College of Sciences Graduate Enrollment			
CIP Code and Description	Fall 2021	Fall 2022	Fall 2023
11.0701-Computer Science	157	345	452
11.1003-Computer & Info Sys Security	19	52	65
42.0101-Psychology	21	19	23
45.0702-Geographic Info Sci/Cartography	8	7	4
College Totals	205	423	544

No College Designated Undergraduate and Graduate Enrollment



No College Designated Undergraduate and Graduate Enrollment			
CIP Code and Description	Fall 2021	Fall 2022	Fall 2023
00.0000-Unclassified (Undergraduate)	59	57	56
52.0101-Business, General	6	8	2
00.0000-Unclassified (Graduate)	7	4	5
College Totals	72	69	63

Office of the Provost and Student Exchange Program Enrollment



Office of the Provost and Student Exchange Undergraduate Enrollment			
CIP Code and Description	Fall 2021	Fall 2022	Fall 2023
00.0000-Unclassified (Office of the Provost)	0	7	66
24.0101-Lib Arts & Sci/Liberal Arts Studies (Office of the Provost)	288	319	339
24.0101-Lib Arts & Sci/Liberal Arts Studies (Exchange Program)	0	8	2
52.0101-Business, General (Exchange Program)	0	1	0
College Totals	288	325	407

